

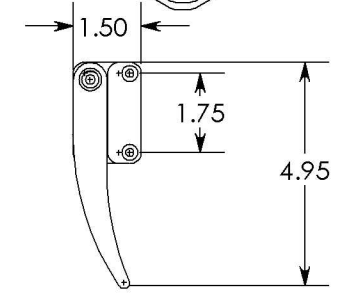
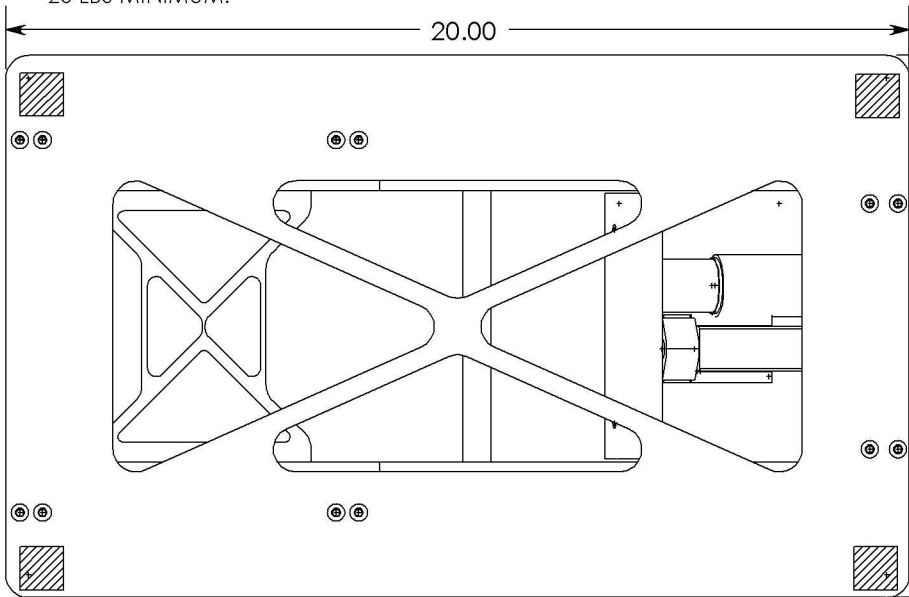
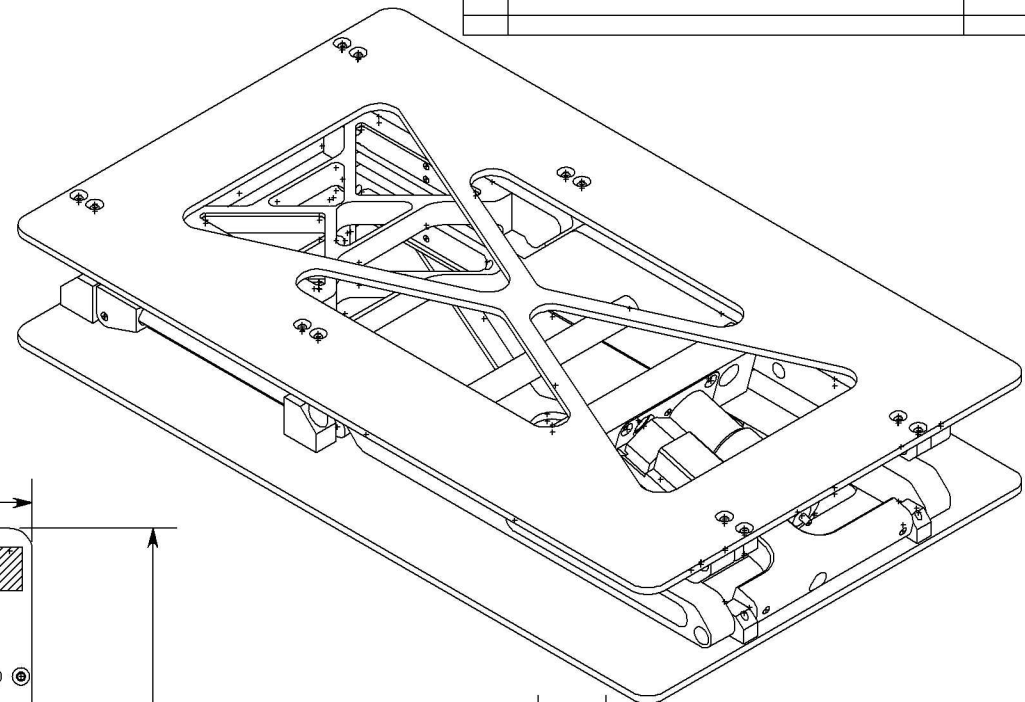
THE INFORMATION CONTAINED IN THIS DRAWING IS THE SOLE PROPERTY OF Saint Louis Designs, Inc. ANY REPRODUCTION IN PART OR WHOLE WITHOUT THE WRITTEN PERMISSION OF Saint Louis Designs, Inc. IS PROHIBITED.

REVISIONS		DATE
IR	INITIAL RELEASE	

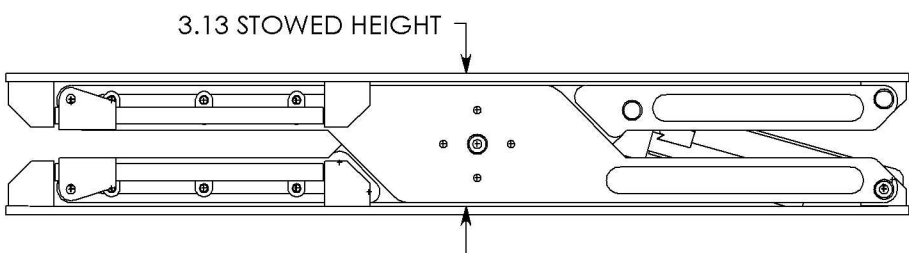
INSTALLATION:

1. DRILL FASTENER HOLES IN ZONES □ INDICATED IN TOP & BOTTOM PLATES.
 2. SECURE BOTTOM PLATE OF MECHANISM □ TO AIRCRAFT STRUCTURE.
 3. SECURE LOAD TO TOP PLATE IN AREAS □ INDICATED AS FASTENER ZONES.
 4. FASTEN EMERGENCY RELEASE HANDLE IN □ AREA THAT IS ACCESSIBLE. MINIMUM □ BEND RADIUS FOR CABLE IS 2.00". DO □ NOT KINK THE RELEASE CABLE, THIS WILL □ RENDER THE EMERGENCY RELEASE □ INOPERABLE.
- WARNING: NEVER USE EMERGENCY □ RELEASE HANDLE WHEN POWER IS ON.
INSTALLATION IS THE RESPONSIBILITY OF □ THE INSTALLER.

*DO NOT OPERATE WITHOUT WEIGHT!
20 LBS MINIMUM.*



REMOTE EMERGENCY RELEASE HANDLE



UNLESS OTHERWISE SPECIFIED DIMENSIONS ARE IN INCHES TOLERANCES ARE:
XX = ±.010
XXX = ±.005
ANGULAR = ±1°
SURFACE = 32 RMA OR BETTER

CAD GENERATED DRAWING.
DO NOT MANUALLY UPDATE.

Saint Louis Designs, Inc.

P.O. BOX 3400, AUSTIN, TX 78764
(512) 707-7127, st-louis@texas.net

MATERIAL
Al 6061-T6
QQ-A-200/8
QQ-A-200/16 or ASTM B-221
QQ-A-250/11 or ASTM B-209

FINISH
BLACK ANODIZE
MIL-A-8625F
TYPE 2, CLASS 2

APPROVAL	DATE
DRAWN MSTL	7/19/1999
CHECKED	

LIFT PLATFORM
USE FOR FAX, MINI-BAR OR SIMILAR
LIFT CAPACITY: 60 Lbs
WEIGHT: 15 Lbs

SIZE	PART #
A	9100-10